



Features:

- Star Delta
- 2 Time Ranges
- LED Status Indicator: Star Relay ON, Delta Relay ON
- DIN Rail / Back Panel Mount
- Finger Safe Terminals

Size: DIN 22.5mm

Certifications:

Technical Specifications

Input Specifications

Accuracy	Setting: $\pm 5\%$ of F.S. Repeat: $\pm 0.5\%$ or 50 msec (F.S. = Full Scale)
Reset	On interruption of power; Reset time < 100 msec

Output Specifications

Output Contact	SPDT (1 C/O) relay each for star & delta
Contact Rating	5A @ 230V AC

Functional Specifications

Modes	Star-delta
Time Ranges	Runup time range: 0 - 30 sec, 0 - 60 sec Change Over: 50 msec (fixed), 100 msec (fixed)

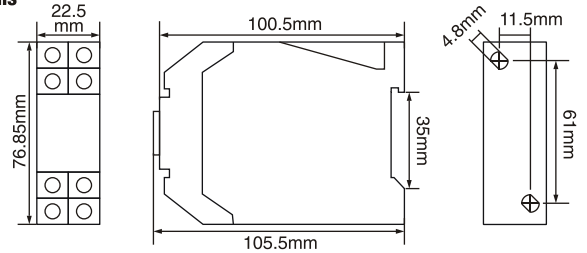
Supply Voltage

Supply Voltage	230V AC / 110 / 415V AC (50 / 60Hz) -15% to 10% tolerance
Power Consumption	10VA max

Environmental Specifications

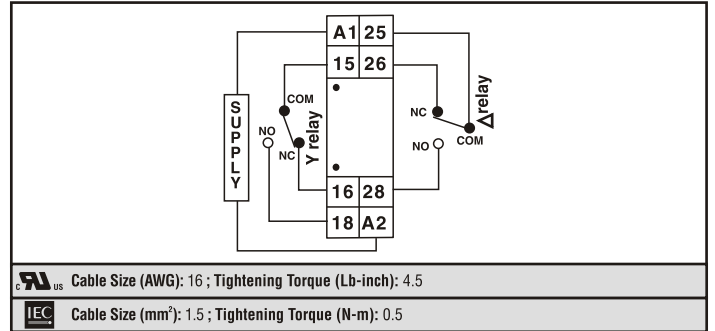
Temperature	Operating: 0 to 50°C (32 to 122°F) Storage: -20 to 75°C (-4 to 167°F)
Humidity (non-condensing)	95% RH
Weight	90 gms (0.242 lbs)
Protection Level	IP50 for faceplate IP40 for housing IP20 for terminals

Dimensions

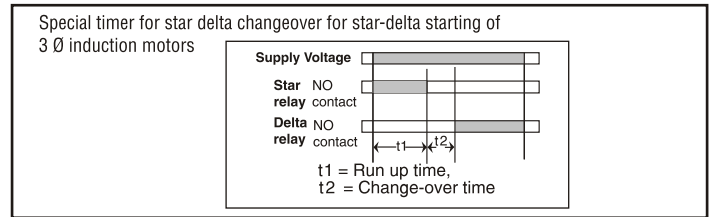


Symmetrical 35mm Din Rail (EN50022) Mounting

Terminal Connections



Timing Diagram



Ordering Information

This product is available in certified (UL and CE) as well as in non-certified (without UL/CE marking) types. Please order as per the requirement.

Part No.	Supply Voltage			Certification
	230V AC	110V AC	415V AC	
800SD-2-230	■			
800SD-2-110		■		
800SD-2-415			■	
800SD-2-230-CU	■			■
800SD-2-110-CU		■		■